

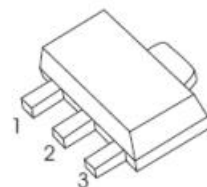


## SOT-89 Bipolar Transistor 双极型三极管

### ■ Features 特点

PNP High Voltage 高压

- 1. BASE
- 2. COLLECTOR
- 3. EMITTER



### ■ Absolute Maximum Ratings 最大额定值

Characteristic 特性参数	Symbol 符号	Rat 额定值	Unit 单位
Collector-Base Voltage 集电极基极电压	$V_{CBO}$	-310	V
Collector-Emitter Voltage 集电极发射极电压	$V_{CEO}$	-305	V
Emitter-Base Voltage 发射极基极电压	$V_{EBO}$	-5	V
Collector Current 集电极电流	$I_C$	-50	mA
Power dissipation 耗散功率	$P_C(T_a=25^\circ\text{C})$	500	mW
Thermal Resistance Junction-Ambient 热阻	$R_{\theta JA}$	250	$^\circ\text{C}/\text{W}$
Junction and Storage Temperature 结温和储藏温度	$T_J, T_{stg}$	-55to+150 $^\circ\text{C}$	

### ■ Device Marking 产品打标

FS621=621

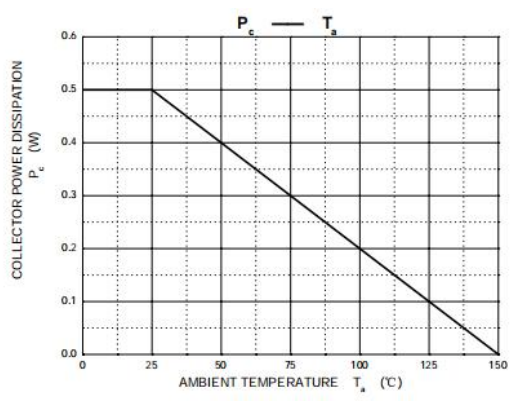
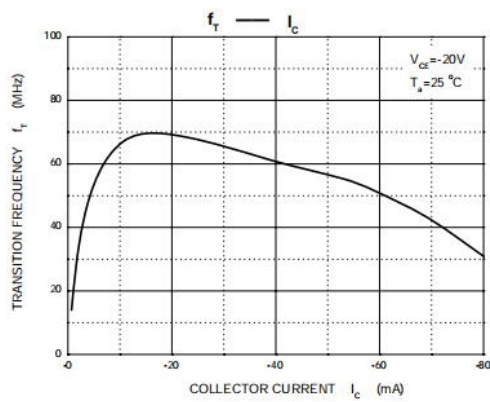
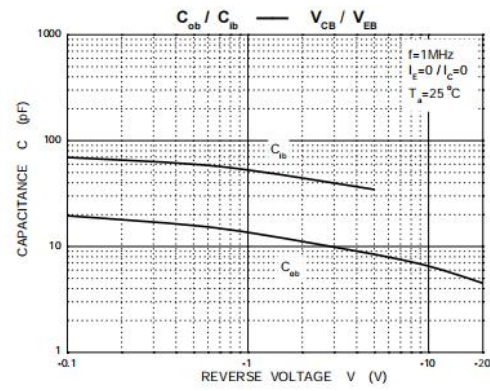
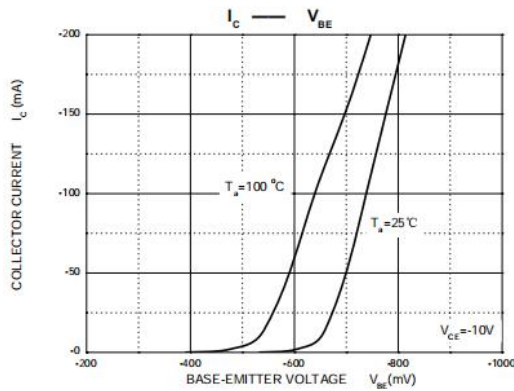
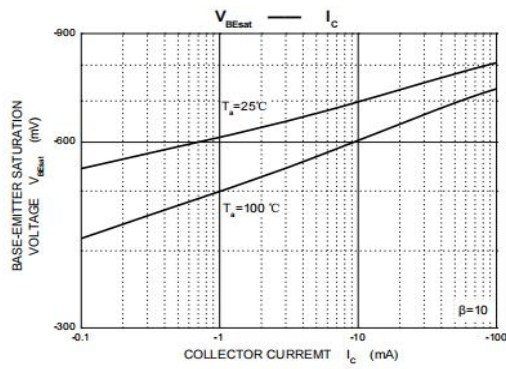
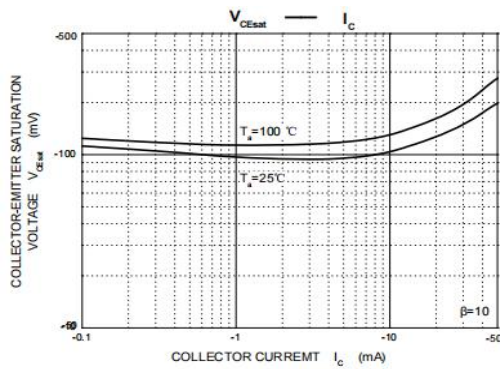
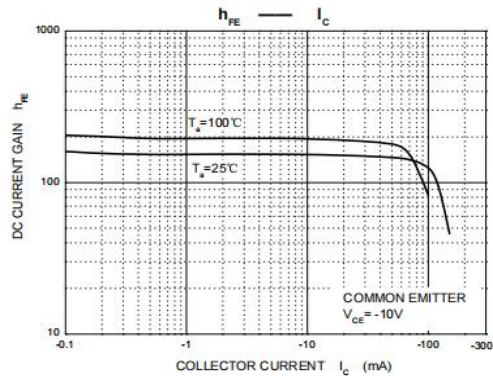
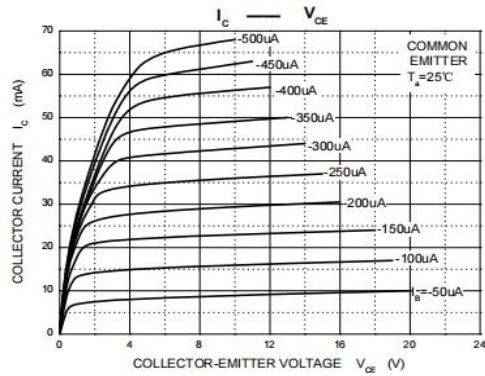


## ■ Electrical Characteristics 电特性

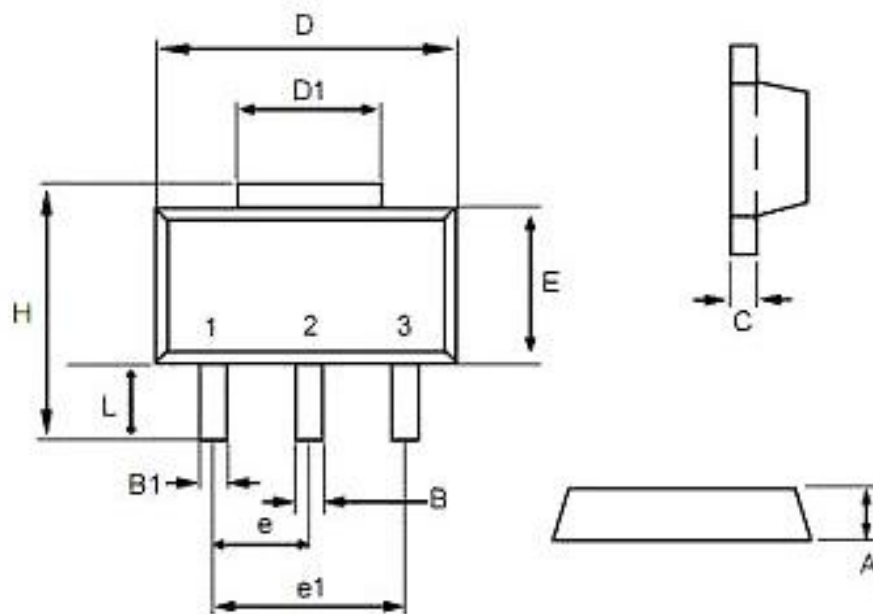
(TA=25°C unless otherwise noted 如无特殊说明, 温度为 25°C)

Characteristic 特性参数	Symbol 符号	Min 最小值	Type 典型值	Max 最大值	Unit 单位
Collector-Base Breakdown Voltage 集电极基极击穿电压(I <sub>C</sub> = -100μA, I <sub>E</sub> =0)	BV <sub>CBO</sub>	-310	—	—	V
Collector-Emitter Breakdown Voltage 集电极发射极击穿电压(I <sub>C</sub> = -1mA, I <sub>B</sub> =0)	BV <sub>CEO</sub>	-305	—	—	V
Emitter-Base Breakdown Voltage 发射极基极击穿电压(I <sub>E</sub> = -100μA, I <sub>C</sub> =0)	BV <sub>EBO</sub>	-5	—	—	V
Collector-Base Leakage Current 集电极基极漏电流(V <sub>CB</sub> = -300V, I <sub>E</sub> =0)	I <sub>CBO</sub>	—	—	-100	nA
Collector-Emitter Leakage Current 集电极发射极漏电流(V <sub>CE</sub> = -200V, I <sub>B</sub> =0)	I <sub>CEO</sub>	—	—	-100	nA
Emitter-Base Leakage Current 发射极基极漏电流(V <sub>EB</sub> = -5V, I <sub>C</sub> =0)	I <sub>EBO</sub>	—	—	-100	nA
DC Current Gain 直流电流增益(V <sub>CE</sub> = -20V, I <sub>C</sub> = -1mA)	H <sub>FE</sub> (1)	60	—	—	
DC Current Gain 直流电流增益(V <sub>CE</sub> = -20V, I <sub>C</sub> = -10mA)	H <sub>FE</sub> (2)	100	—	200	
DC Current Gain 直流电流增益(V <sub>CE</sub> = -20V, I <sub>C</sub> = -25mA)	H <sub>FE</sub> (3)	50	—	—	
Collector-Emitter Saturation Voltage 集电极发射极饱和压降(I <sub>C</sub> = -20mA, I <sub>B</sub> = -2mA) (I <sub>C</sub> = -30mA, I <sub>B</sub> = -5mA)	V <sub>CE(sat)</sub>	—	—	-200 -800	mV
Base-Emitter Saturation Voltage 基极发射极饱和压降(I <sub>C</sub> = -20mA, I <sub>B</sub> = -2mA)	V <sub>BE(sat)</sub>	—	—	-900	mV
Transition Frequency 特征频率(V <sub>CE</sub> = -10V, I <sub>C</sub> = -10mA)	f <sub>T</sub>	60	—	—	MHz
Output Capacitance 输出电容(V <sub>CB</sub> = -20V, I <sub>E</sub> =0, f=1MHz)	C <sub>ob</sub>	—	6	—	pF

## Typical Characteristic Curve 典型特性曲线



## ■Dimension 外形封装尺寸



Dim	min	max
A	1.40	1.60
B	0.40	0.56
B1	0.35	0.48
C	0.35	0.44
D	4.40	4.60
D1	1.35	1.83
e	1.50 BSC	
e1	3.00 BSC	
E	2.29	2.60
H	3.75	4.25
L	0.80	1.20