



安徽富信半导体科技有限公司

ANHUI FOSAN SEMICONDUCTOR TECHNOLOGY CO., LTD.

FSLC3D**1UA

SOD-323 ESD 静电保护二极管

■ Features 特点

Unidirectional 单向

Ultra-low Capacitance 超低电容



■ Applications 应用

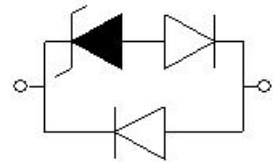
I/O Interfaces 输入输出接口

Industrial and Service Robots 工业和服务机器人

Laptops and Desktops 便携和台式电脑

TV and Monitors 电视和监视器

Wearables 可穿戴电子产品



■ Device Marking 产品打标

V _{RWM} (V)	3.3	5	8	12	15	24
Marking	S3	S5	S8	S12	S15	S24

■ Absolute Maximum Ratings 最大额定值

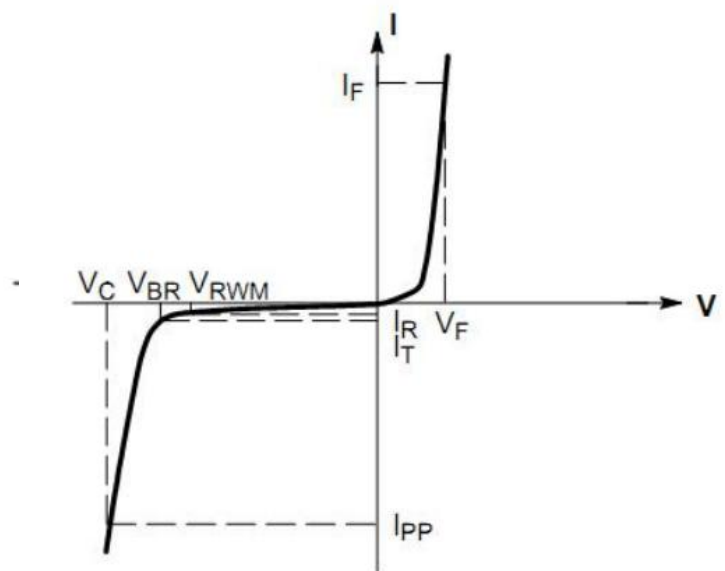
Characteristic 特性参数	Symbol 符号	Rat 额定值	Unit 单位
ESD (IEC61000-4-2 contact discharge) @25°C接触放电	V _{ESD}	±10	KV
ESD (IEC61000-4-2 air discharge) @25°C空气放电	V _{ESD}	±15	KV
Peak Pulse Power @25°C峰值脉冲功率	P _{PK}	350	W
Lead Temperature 管脚温度	T _L	260	°C
Lead Solder Time 管脚焊接时间	T _L	10	S
Operating Temperature 工作温度	T _{op}	-40~85	°C
Junction Temperature 结温	T _J	-55~125	°C
Storage Temperature 储存温度	T _{stg}	-55~150	°C

■ Electrical Characteristics 电特性

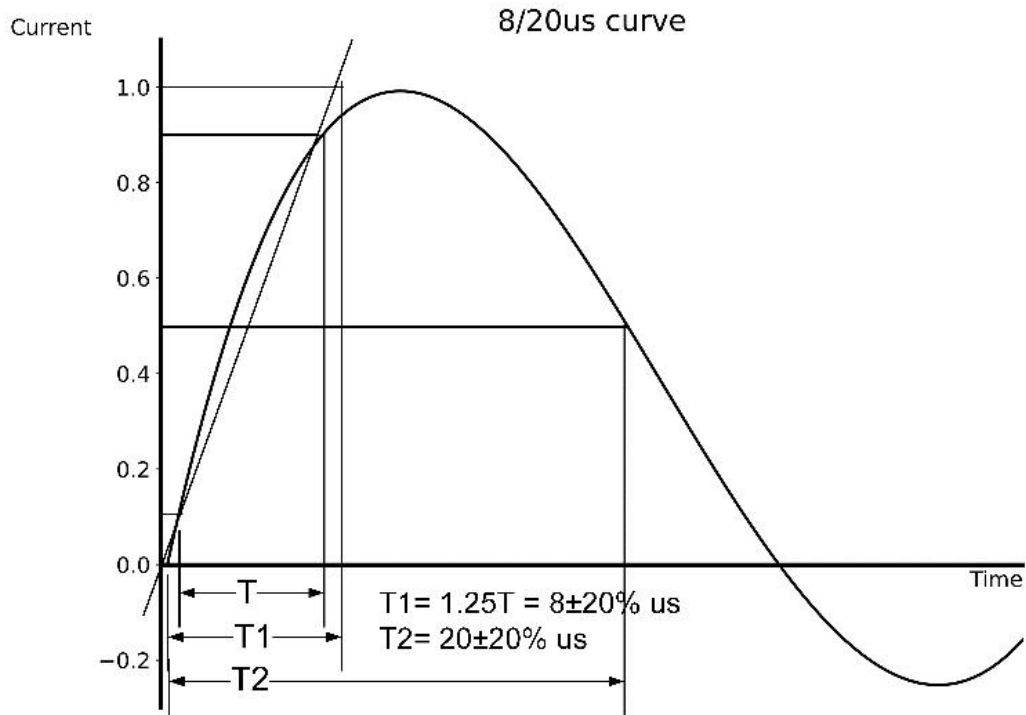
($T_A=25^{\circ}\text{C}$ unless otherwise noted 如无特殊说明, 温度为 25°C)

Part No.型号	$V_{RWM}(V)$	$V_{R(BR)}(V)$	$V_C(V)@I_T=1A$	$I_{PP}(A)$	$V_C(V)@I_T=I_{PP}$	$I_R(\mu A)$	$C_J(pF)$
FSLC3D3V1UA	3.3	4.5	8.5	14.0	20.0	1.0	0.8
FSLC3D5V1UA	5.0	6.5	9.5	12.0	21.0	1.0	0.8
FSLC3D8V1UA	8.0	8.5	12.0	10.0	25.0	1.0	0.8
FSLC3D12V1UA	12.0	13.3	19.0	8.0	35	1.0	0.8
FSLC3D15V1UA	15.0	16.5	24	6.0	45	1.0	0.8
FSLC3D24V1UA	24.0	26.0	34	3.0	55	1.0	0.8

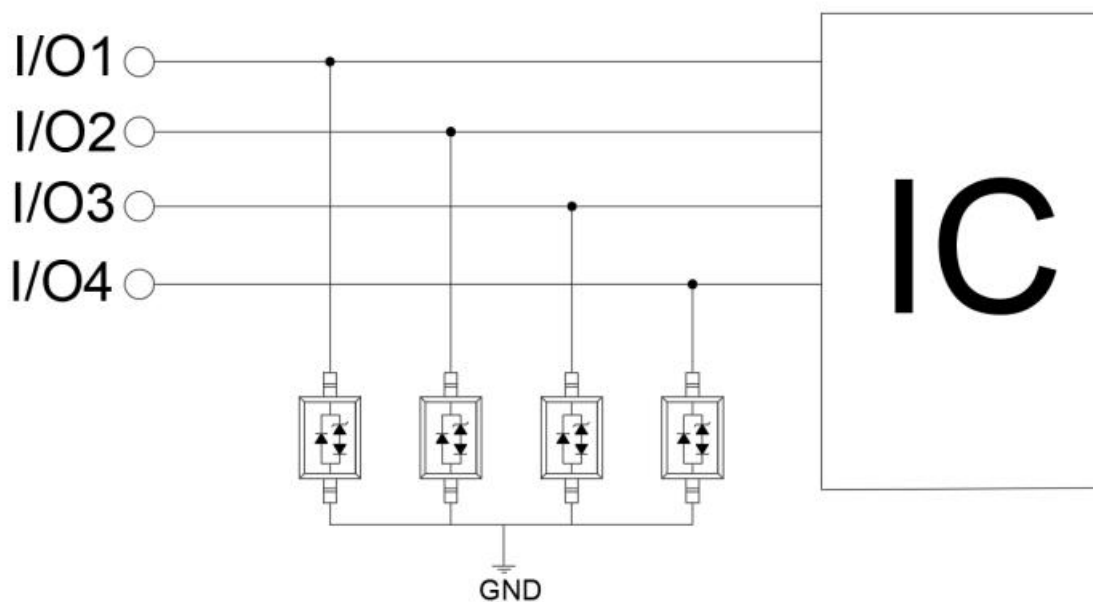
V_{RWM}	Reverse Working Voltage 反向工作电压
$V_{R(BR)}$	Reverse Breakdown Voltage 反向击穿电压@ $I_T=1mA$
I_T	Test Current 测试电流
I_R	Reverse Leakage Current 反向漏电流@ V_{RWM}
V_C	Clamping Voltage 钳位电压
I_{PP}	Reverse Peak Pulse Current 浪涌电流
C_J	Junction Capacitance 结电容 $V_{IO}=0V, V_{P-P} = 30mV, f = 1MHz$



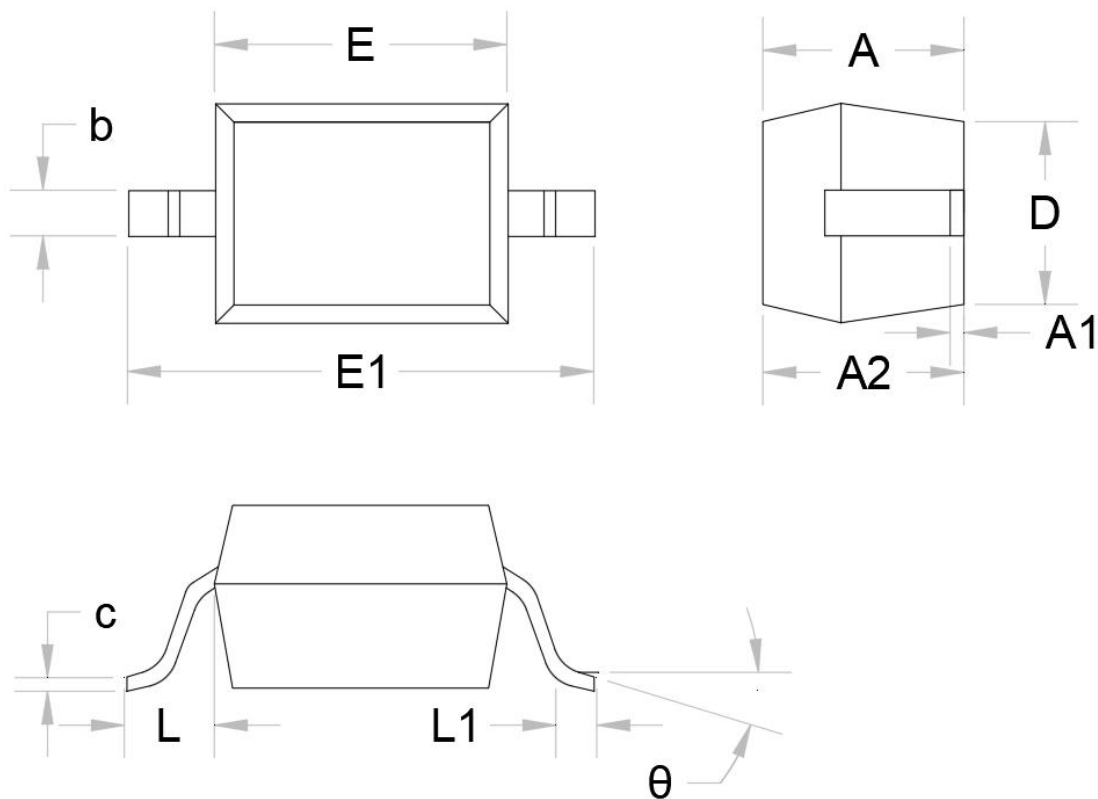
■ Typical Characteristic Curve 典型特性曲线



■ Typical Application 典型应用



Dimension 外形封装尺寸



Symbol	Dimensions in Millimeters		Dimensions in Inches	
	Min.	Max.	Min.	Max.
A		1.000		0.039
A1	0.000	0.100	0.000	0.004
A2	0.800	0.900	0.031	0.035
b	0.250	0.350	0.010	0.014
C	0.080	0.150	0.003	0.006
D	1.200	1.400	0.047	0.055
E	1.600	1.800	0.063	0.071
E1	2.550	2.750	0.100	0.108
L	0.475REF		0.019REF	
L1	0.250	0.400	0.010	0.016
θ	0°	8°	0°	8°