



SOD-323 ESD 静电保护二极管

■ Features 特点

Un-directional ESD Protection 单通道单向静电保护

■ Applications 应用

Notebooks, desktops, and servers 笔记本、台式机和服务器

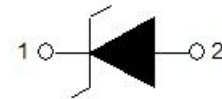
Control & monitoring systems 控制与监视系统

Portable Electronics 桌面电子产品

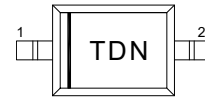
Communication system 通讯系统



■ Internal Schematic Diagram 内部结构



■ Device Marking 产品打标



■ Absolute Maximum Ratings 最大额定值

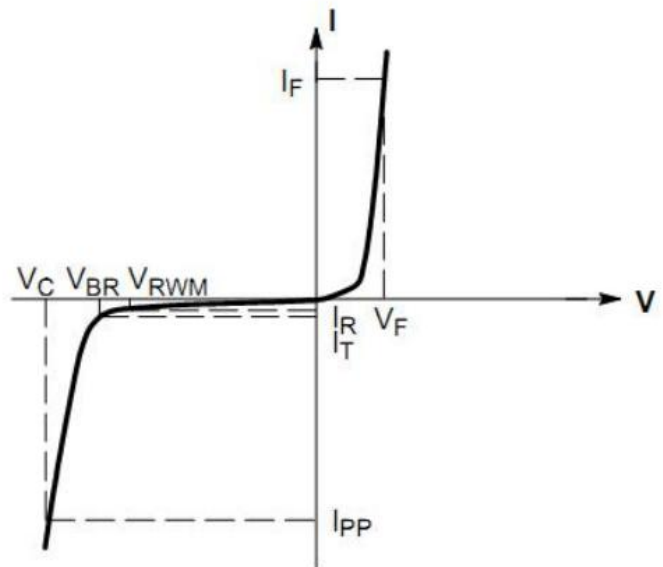
Characteristic 特性参数	Symbol 符号	Rat 额定值	Unit 单位
ESD (IEC61000-4-2 contact discharge) @25°C接触放电	V_{ESD}	± 30	KV
ESD (IEC61000-4-2 air discharge) @25°C空气放电	V_{ESD}	± 30	KV
Peak Pulse Power @25°C峰值脉冲功率	P_{PK}	2000	W
Peak Pulse Current @25°C峰值脉冲电流	I_{PP}	80	A
Lead Temperature 管脚温度	T_L	260	°C
Lead Solder Time 管脚焊接时间	T_L	10	S
Operating Temperature 工作温度	T_{op}	-40~85	°C
Junction Temperature 结温	T_J	-55~125	°C
Storage Temperature 储存温度	T_{stg}	-55~150	°C

■ Electrical Characteristics 电特性

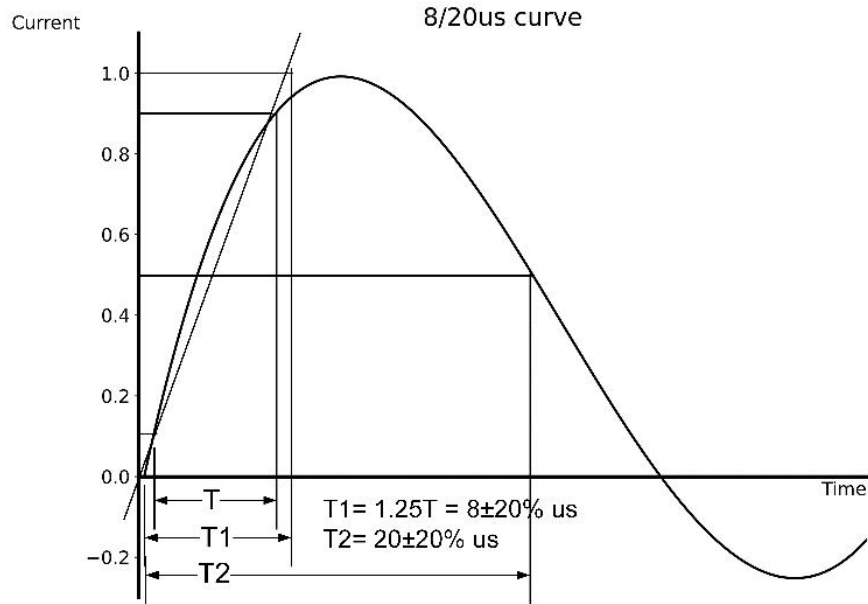
($T_A=25^{\circ}\text{C}$ unless otherwise noted 如无特殊说明, 温度为 25°C)

Characteristic Parameters 特性参数	Symbol 符号	Min 最小值	Typ 典型值	Max 最大值	Unit 单位	Condition 条件
Reverse Stand-off Voltage 反向工作电压	V_{RWM}			15	V	
Reverse Breakdown Voltage 反向击穿电压	V_{BR}	16.5			V	$I_T=1\text{mA}$
Reverse Leakage Current 反向漏电流	I_R			1	μA	$V_{RWM}=15\text{V}$
Clamping Voltage 钳位电压	V_C		20		V	$I_{PP}=1\text{A}, t_p=8/20\mu\text{s}$
Clamping Voltage 钳位电压	V_C		35		V	$I_{PP}=80\text{A}, t_p=8/20\mu\text{s}$
Diode Capacitance 二极管电容	C_D		400		pF	$V_R=0\text{V}, f=1\text{MHz}$

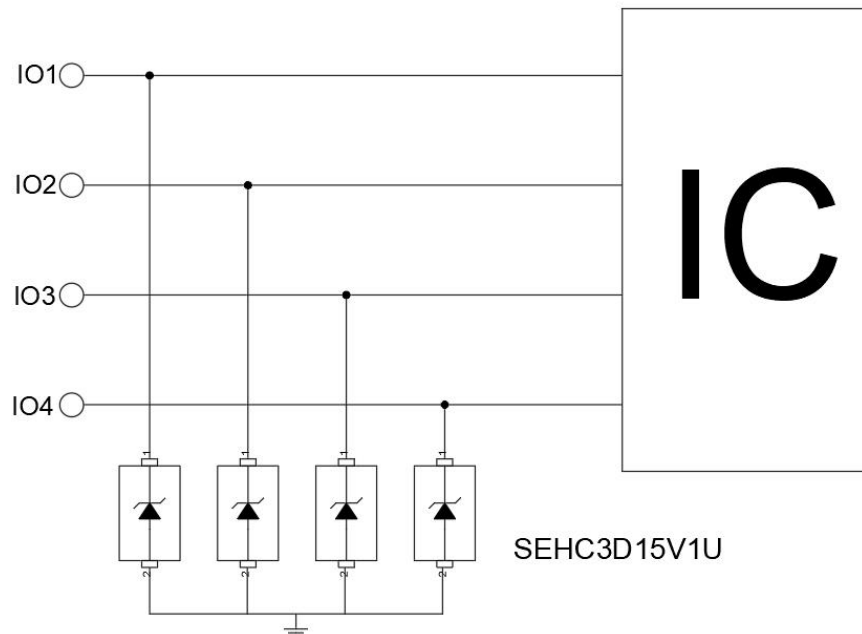
V_{RWM}	Reverse Working Voltage 反向工作电压
$V_{R(BR)}$	Reverse Breakdown Voltage 反向击穿电压@ $I_T=1\text{mA}$
I_T	Test Current 测试电流
I_R	Reverse Leakage Current 反向漏电流@ V_{RWM}
V_C	Clamping Voltage 钳位电压
I_{PP}	Reverse Peak Pulse Current 浪涌电流
C_D	Diode Capacitance 结电容 $V_{I0}=0\text{V}, f=1\text{MHz}$



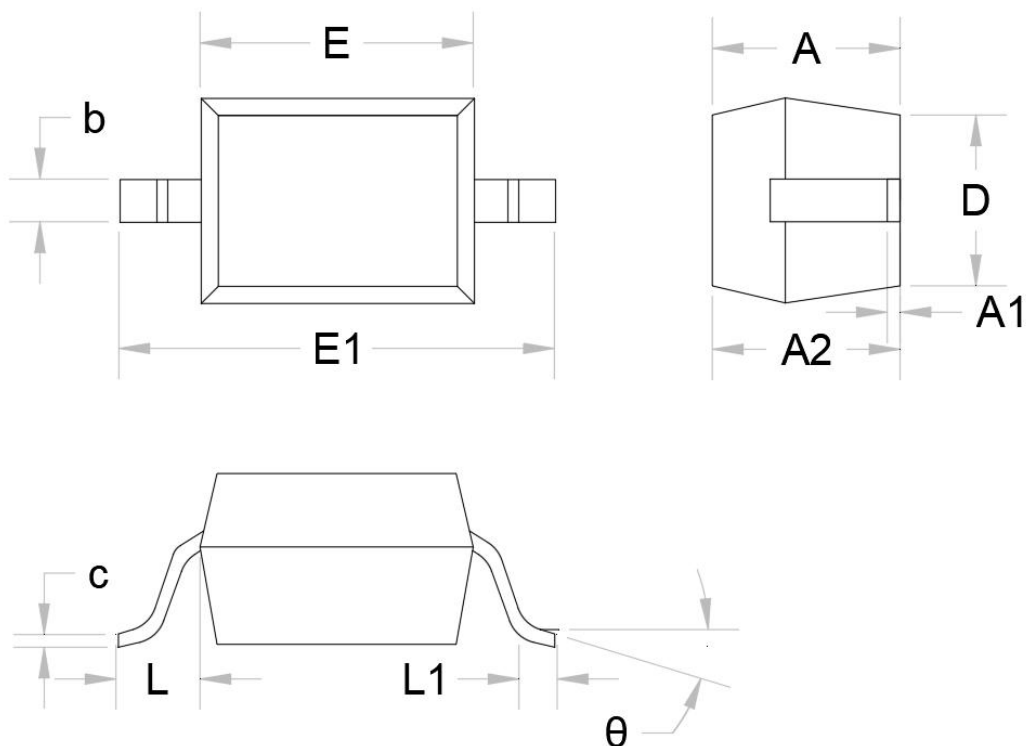
■ Typical Characteristic Curve 典型特性曲线



■ Typical Application 典型应用



Dimension 外形封装尺寸



Symbol	Dimensions in Millimeters		Dimensions in Inches	
	Min.	Max.	Min.	Max.
A		1.000		0.039
A1	0.000	0.100	0.000	0.004
A2	0.800	0.900	0.031	0.035
b	0.250	0.350	0.010	0.014
C	0.080	0.150	0.003	0.006
D	1.200	1.400	0.047	0.055
E	1.600	1.800	0.063	0.071
E1	2.550	2.750	0.100	0.108
L	0.475REF		0.019REF	
L1	0.250	0.400	0.010	0.016
θ	0°	8°	0°	8°