



SOD-523 ESD 静电保护二极管

■ Features 特点

Bi-directional ESD Protection 双向静电保护

Low capacitance 低电容

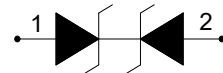
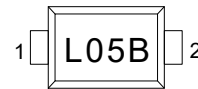

■ Applications 应用

USB 接口

Notebooks 笔记本电脑

HDMI 高清多媒体接口

Marking 印字: L05B



■ Internal Schematic Diagram 内部结构

■ Absolute Maximum Ratings 最大额定值

Characteristic 特性参数	Symbol 符号	Rat 额定值	Unit 单位
ESD (IEC61000-4-2 contact discharge) @25°C接触放电	V_{ESD}	± 10	KV
ESD (IEC61000-4-2 air discharge) @25°C 空气放电	V_{ESD}	± 15	KV
Peak Pulse Current @25°C峰值脉冲电流	I_{PP}	4	A
Peak Pulse Power @25°C峰值脉冲功率	P_{PK}	80	W
Lead Temperature 管脚温度	T_L	260	°C
Lead Solder Time 管脚焊接时间	T_L	10	S
Operating Temperature 工作温度	T_{op}	-40~85	°C
Junction Temperature 结温	T_J	-55~125	°C
Storage Temperature 储存温度	T_{stg}	-55~150	°C

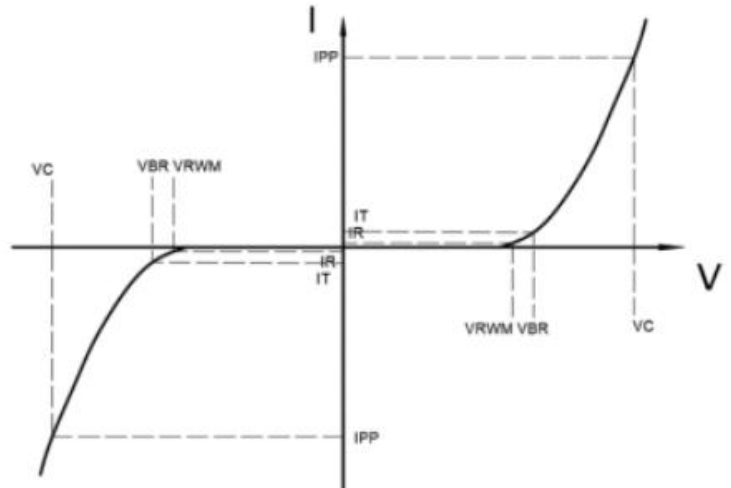


■ Electrical Characteristics 电特性

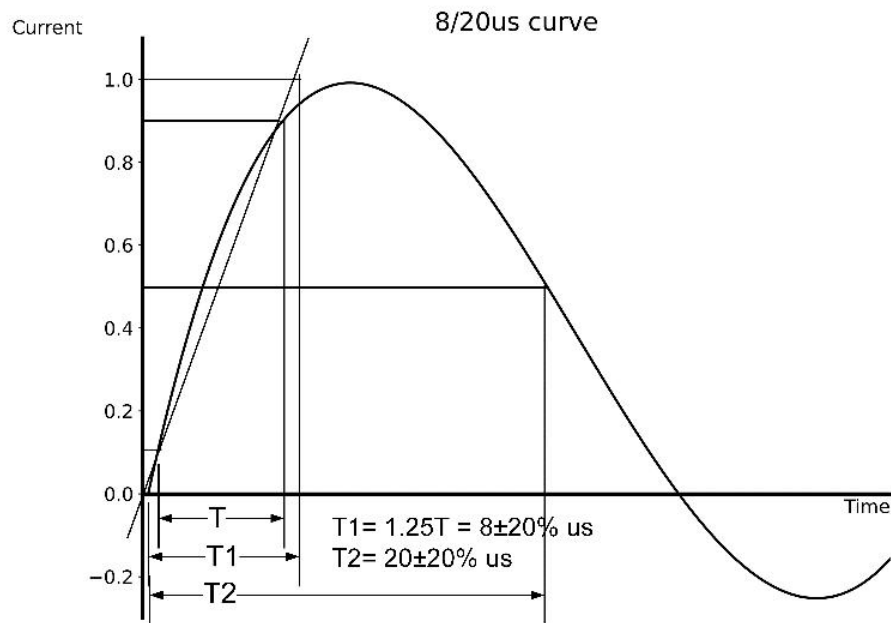
($T_A=25^{\circ}\text{C}$ unless otherwise noted 如无特殊说明, 温度为 25°C)

Characteristic Parameters 特性参数	Symbol 符号	Min 最小值	Typ 典型值	Max 最大值	Unit 单位	Condition 条件
Reverse Stand-off Voltage 反向工作电压	V_{RWM}			5	V	
Reverse Breakdown Voltage 反向击穿电压	$V_{R(BR)}$	6			V	$I_T=1\text{mA}$
Reverse Leakage Current 反向漏电流	I_R			1	μA	$V_{RWM}=5\text{V}$
Clamping Voltage 钳位电压	V_C		12		V	$I_{PP}=1\text{A}, t_p=8/20\mu\text{s}$
Clamping Voltage 钳位电压	V_C		18		V	$I_{PP}=4\text{A}, t_p=8/20\mu\text{s}$
Diode Capacitance 二极管电容	C_D		0.35		pF	$V_R=0\text{V}, f=1\text{MHz}$

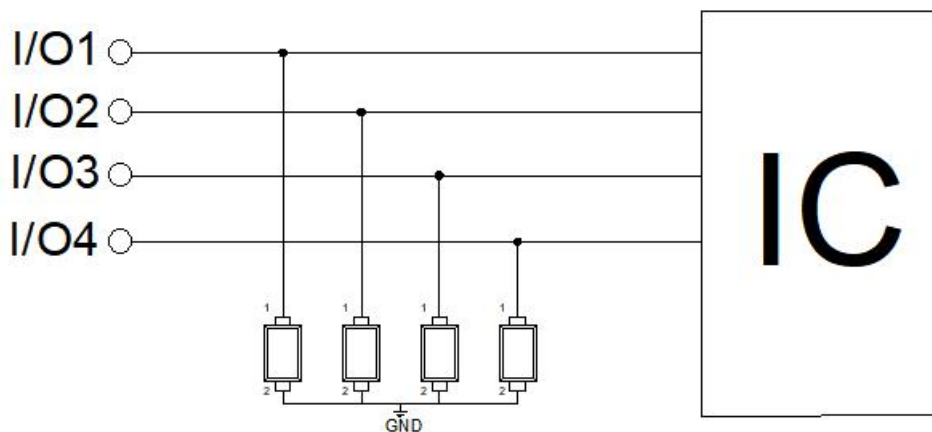
V_{RWM}	Reverse Working Voltage 反向工作电压
$V_{R(BR)}$	Reverse Breakdown Voltage 反向击穿电压@ $I_T=1\text{mA}$
I_T	Test Current 测试电流
I_R	Reverse Leakage Current 反向漏电流@ V_{RWM}
V_C	Clamping Voltage 钳位电压
I_{PP}	Reverse Peak Pulse Current 浪涌电流
C_D	Diode Capacitance 二极管电容 $V_{IO}=0\text{V}, V_{P-P}=30\text{mV}, f=1\text{MHz}$



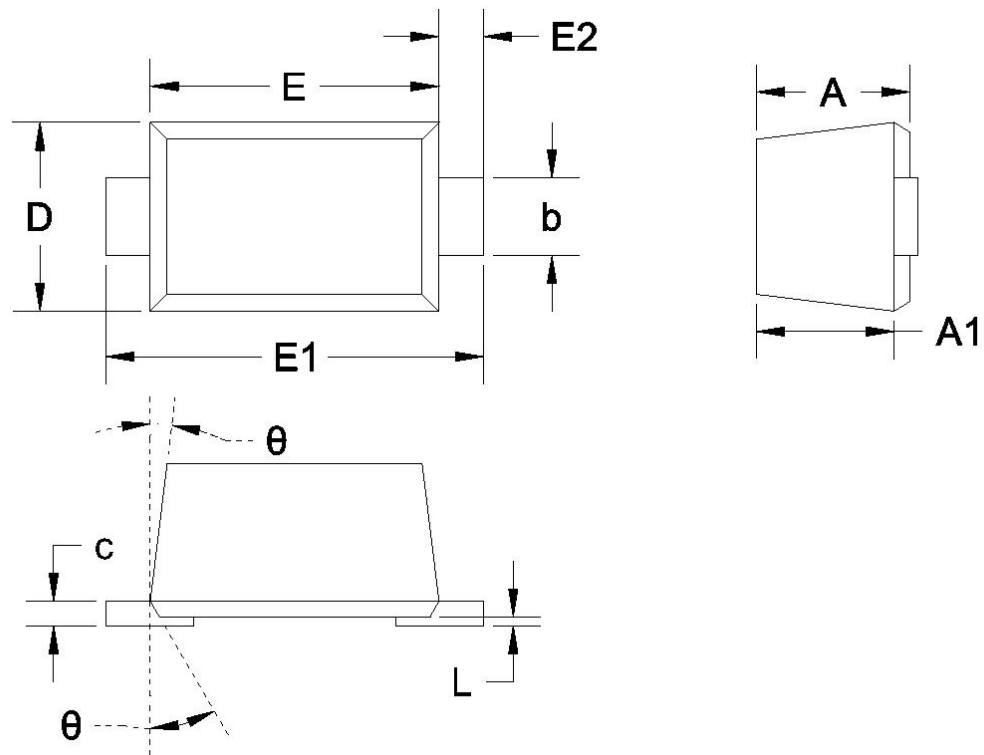
■ Typical Characteristic Curve 典型特性曲线



■ Typical Application 典型应用



Dimension 外形封装尺寸



Unit mm	A	A1	b	c	D	E	E1	E2	L	θ
Max.	0.77	0.70	0.35	0.15	0.85	1.30	1.70	0.20	0.07	7°
Min.	0.51	0.50	0.25	0.08	0.75	1.10	1.50	REF.	0.01	REF.