



SMA TVS 瞬态电压抑制二极管

■ Features 特点

Excellent Clamping Capability 优秀的钳位能力


Fast Response Time 快速反应时间

Built-in Strain Relief 内应力释放

■ Applications 应用

Clamping Voltage 钳制电压

■ Internal Schematic Diagram 内部结构



■ Absolute Maximum Ratings 最大额定值

Characteristic 特性参数	Symbol 符号	Rat 额定值	Unit 单位
Peak Power Dissipation 峰值功率	P_{PK}	400	W
Reverse Stand-off Work Voltage 反向工作电压	V_{RWM}	5.0~440	V
Peak Pulse Current 峰值脉冲电流	I_{PP}	43.5~0.6	A
Peak Forward Surge Current 峰值正向浪涌电流(UNI)	I_{FSM}	40	A
Forward Voltage@ $I_F=25A$ 正向电压(UNI)	V_F	3.5	V
Thermal Resistance Junction-Ambient 结到环境热阻	$R_{\theta JA}$	30	$^{\circ}C/W$
Junction/Storage Temperature 结温/储存温度	T_J, T_{stg}	-55~150	$^{\circ}C$

■ Electrical Characteristics 电特性

($T_A=25^{\circ}C$ unless otherwise noted 如无特殊说明, 温度为 $25^{\circ}C$)



安徽富信半导体科技有限公司

ANHUI FOSAN SEMICONDUCTOR TECHNOLOGY CO., LTD.

Type Number	V _{RWM} (V)	V _{BR} (V)@I _T		I _T (mA)	V _C (V) @I _{PP}	I _{PP} (A)	I _R (μA) @V _{RWM}	Marking	
		Min.	Max.					A(UNI)	CA(BI)
SMAJ5.0(C)A	5.0	6.40	7.25	10	9.2	43.5	800	AE	WE
SMAJ6.0(C)A	6.0	6.67	7.67	10	10.3	38.8	800	AG	WG
SMAJ6.5(C)A	6.5	7.22	8.30	10	11.2	35.7	500	AK	WK
SMAJ7.0(C)A	7.0	7.78	8.95	10	12.0	33.3	200	AM	WM
SMAJ7.5(C)A	7.5	8.33	9.58	1	12.9	31.0	100	AP	WP
SMAJ8.0(C)A	8.0	8.89	10.23	1	13.6	29.4	50	AR	WR
SMAJ8.5(C)A	8.5	9.44	10.82	1	14.4	27.7	10	AT	WT
SMAJ9.0(C)A	9.0	10.0	11.50	1	15.4	26.0	5	AV	WV
SMAJ10(C)A	10	11.1	12.80	1	17.0	23.5	5	AX	WX
SMAJ11(C)A	11	12.2	14.00	1	18.2	22.0	5	AZ	WZ
SMAJ12(C)A	12	13.3	15.30	1	19.9	20.1	5	BE	XE
SMAJ13(C)A	13	14.4	15.60	1	21.5	18.6	5	BG	XG
SMAJ14(C)A	14	15.6	17.90	1	23.2	17.2	5	BK	XK
SMAJ15(C)A	15	16.7	19.20	1	24.4	16.4	5	BM	XM
SMAJ16(C)A	16	17.8	20.50	1	26.0	15.3	5	BP	XP
SMAJ17(C)A	17	18.9	21.70	1	27.6	14.5	5	BR	XR
SMAJ18(C)A	18	20.0	23.30	1	29.2	13.7	5	BT	XT
SMAJ20(C)A	20	22.2	25.50	1	32.4	12.3	5	BV	XV
SMAJ22(C)A	22	24.4	28.00	1	35.5	11.2	5	BX	XX
SMAJ24(C)A	24	26.7	30.70	1	38.9	10.3	5	BZ	XZ
SMAJ26(C)A	26	28.9	33.20	1	42.1	9.5	5	CE	YE
SMAJ28(C)A	28	31.1	35.80	1	45.4	8.8	5	CG	YG
SMAJ30(C)A	30	33.3	38.30	1	48.4	8.3	5	CK	YK
SMAJ33(C)A	33	36.7	42.20	1	53.3	7.5	5	CM	YM
SMAJ36(C)A	36	40.0	46.00	1	58.1	6.9	5	CP	YP
SMAJ40(C)A	40	44.4	51.10	1	64.5	6.2	5	CR	YR
SMAJ43(C)A	43	47.8	54.90	1	69.4	5.7	5	CT	YT
SMAJ45(C)A	45	50.0	57.50	1	72.7	5.5	5	CV	YV
SMAJ48(C)A	48	53.3	61.30	1	77.4	5.2	5	CX	YX
SMAJ51(C)A	51	56.7	65.20	1	82.4	4.9	5	CZ	YZ
SMAJ54(C)A	54	60.0	69.00	1	87.1	4.6	5	RE	ZE
SMAJ58(C)A	58	64.4	74.10	1	93.6	4.3	5	RG	ZG
SMAJ60(C)A	60	66.7	76.70	1	96.8	4.1	5	RK	ZK
SMAJ64(C)A	64	71.1	81.80	1	103	3.9	5	RM	ZM
SMAJ70(C)A	70	77.8	89.50	1	113	3.5	5	RP	ZP
SMAJ75(C)A	75	83.3	95.80	1	121	3.3	5	RR	ZR
SMAJ78(C)A	78	86.7	99.70	1	126	3.2	5	RT	ZT
SMAJ85(C)A	85	94.4	108.2	1	137	2.2	5	RV	ZV
SMAJ90(C)A	90	100	115.5	1	146	2.1	5	RX	ZX
SMAJ100(C)A	100	111	128.0	1	162	1.9	5	RZ	ZZ
SMAJ110(C)A	110	122	140.5	1	177	1.7	5	SE	VE
SMAJ120(C)A	120	133	153.0	1	193	1.6	5	SG	VG
SMAJ130(C)A	130	144	165.5	1	209	1.4	5	SK	VK
SMAJ150(C)A	150	167	192.5	1	243	1.2	5	SM	VM
SMAJ160(C)A	160	178	205.0	1	259	1.2	5	SP	VP
SMAJ170(C)A	170	189	217.5	1	275	1.09	5	SR	VR
SMAJ188(C)A	188	209	231.0	1	328	0.91	5	ST	VT
SMAJ200(C)A	200	224	247.0	1	332	0.89	5	SV	VV
SMAJ220(C)A	220	246	272.0	1	352	0.8	5	SX	VX
SMAJ250(C)A	250	279	309.0	1	405	0.75	5	SZ	VZ
SMAJ300(C)A	300	335	371.0	1	486	0.7	5	TE	UE
SMAJ350(C)A	350	391	432.0	1	567	0.7	5	TG	UG
SMAJ400(C)A	400	447	494.0	1	648	0.6	5	TK	UK
SMAJ440(C)A	440	492	543.0	1	713	0.6	5	TM	UM

■ Typical Characteristic Curve 典型特性曲线

FIG.1-PEAK PULSE POWER DERATING CURVE

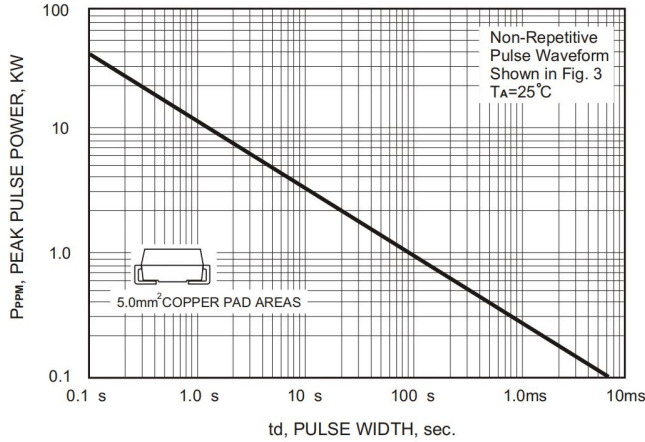


FIG.2-PULSE DERATING CURVE

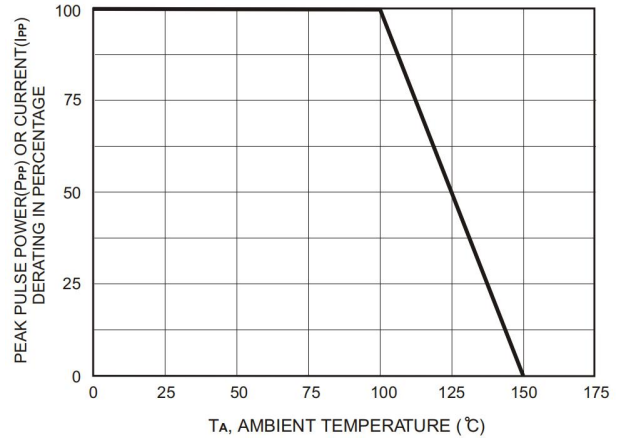


FIG.3-PULSE WAVE FORM

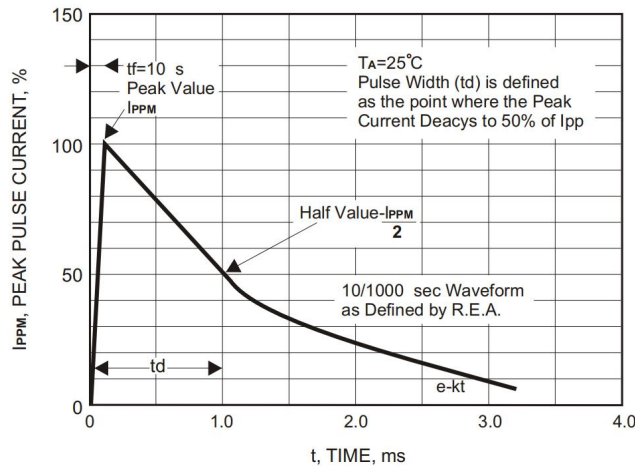


FIG.4-TYPICAL JUNCTION CAPACITANCE

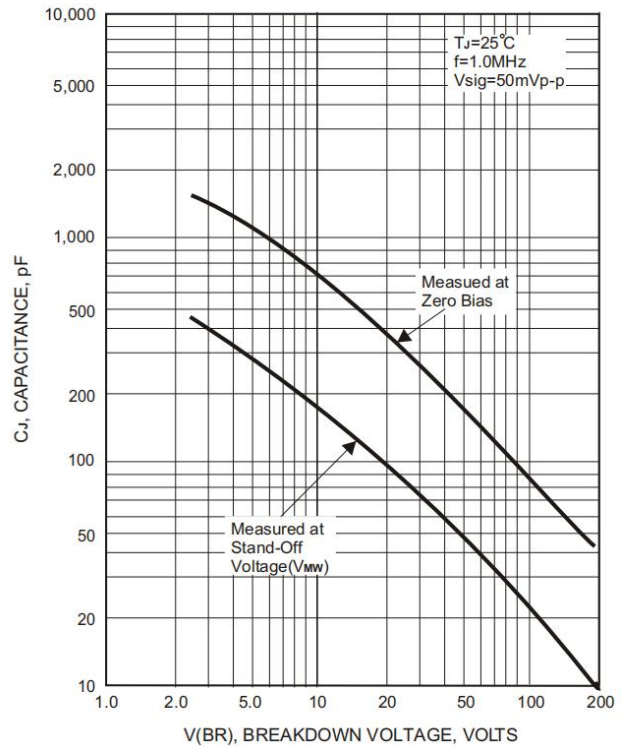
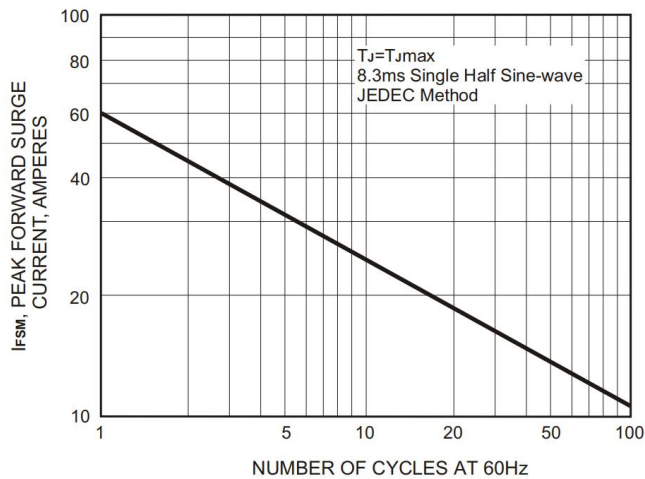
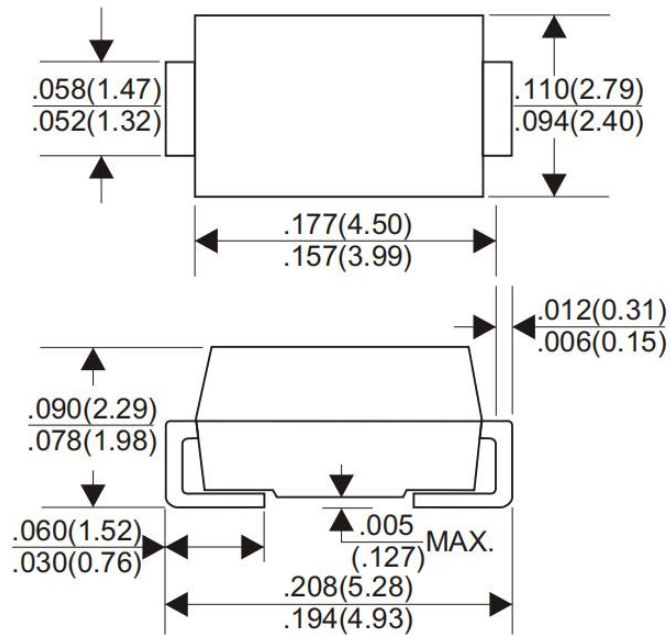


FIG.5-MAXIMUM NON-REPETITIVE PEAK FORWARD SURGE CURRENT



■Dimension 外形封装尺寸

DO-214AC(SMA)



Dimensions in inches and (millimeters)